

Join the fun from home!

Virtual ARTSmart Classes for Salt Air




Water Birds

Visit the exhibition online at <https://www.mkbma.org/exhibitions/salt-air/>

Kansas artist C. A. Seward (Sydney Halward was a pseudonym) created these lithographs based on water birds seen in Florida around 1936. You could use these as coloring sheets.



Title unknown (pelican on piling)
2005.318



Title unknown (flamingos and palm trees)
2005.311



Title unknown (palm trees, water, and stork)
2005.316



The white form of the Great Blue Heron, known as the "great white heron," is found nearly exclusively in shallow marine waters along the coast of very southern Florida, the Yucatan Peninsula, and in the Caribbean.

Waylande Gregory (United States, 1905 - 1971)

Heron vase, ca. 1942

Enameled glass

KSU, Marianna Kistler Beach Museum of Art, gift of Dr. Tom Brady Folk, 2021.29

Loons live in freshwater during the summer and salt water during the winter. Sebastian is a member of the Wolf Clan of the House of Spookx from the Gitxsan Nation, and his print is in a traditional First Nations style.

Robert E. Sebastian (Canada, born 1952)

Northern Song- Loons, 1984

Color screenprint on white paper

KSU, Marianna Kistler Beach Museum of Art, gift of Patricia O'Brien, 2019.203



No beach picnic can be held without a visit from sea gulls!

I walked along the shoreline leaving footprints in the sand,
munching on some Cheetos that I held within my hand.
A single seagull up above was keeping up with me,
and when I looked again, the single seagull turned to three.

I paid no mind, those silly birds, forever begging food.
I didn't want to share with them, I wasn't in the mood.
I continued with my walking as I ate my cheesy puffs,
their crunchy orange deliciousness, I couldn't have enough.

The seagulls flying overhead had turned from three to four,
and walking right behind me, looking hungry, there were more!
Then suddenly the sky was filled with feathers, beaks and wings,
with screeching so horrendous that I couldn't hear a thing!

I gripped my Cheetos tight and ran, with seagulls close behind.
I turned around and kicked at them, not wanting to be kind.
But when my head was turned I felt a Cheeto snatched away,
and as I spun to bat at him, another joined the fray!

I tripped and fell and all the puffs went spilling in the sand.
The Cheetos that I gripped so tight went flying from my hands.
The birds converged and scooped them up, as I lay upon the shore.
Defeated by a bunch of gulls, my Cheetos were no more.

Lisa Doesburg


Anton Refregier (United States, born Russia, 1905 - 1979)

Frankie and the Gulls, 1945




Oil on canvas

KSU, Marianna Kistler Beach Museum of Art, gift of Encyclopedia Britannica Corporation, 1950.12





For older readers



How to Draw a Pelican in 9 Easy Steps



Step1: Start with the head, eyes and nose.



Step2: Draw the beak.



Step3: Do the neck.



Step4: Then, draw the body.



Step5: Draw the tail feather and the bottom part.



Step6: Draw one of the feet.



Step7: Draw the other foot.

Step8: Draw the claws.

Step9: Draw the wings.



Your pelican is now done!

How to Draw Seagull in 7 Easy Steps




Step 1: Draw the beak.

Step 2: Draw the head.





Step 3: Draw the eye.

Step 4: Draw the body.



Step 5: Draw the wing.


Step 6: Draw the tail.



Step 7: Draw the feet.

Your Seagull is now done!

Cut out of pink paper and
decorate with feathers, etc.
Straws will work well for
long legs!



A group of Flamingos is
called a Flamboyance!



Flamingos get their pink
color from eating brine
shrimp. They are born with
light grey feathers.

ARTSmart friends created a variety of fantastic water bird last week!

